

PetsLivingLonger.com



Pet Wellness CENTER

Keith A Hnilica DVM, MS, MBA
Diplomate ACVD

Bigdog@itclm.com
(865) 405-4203



Evaluating Feline Pruritus

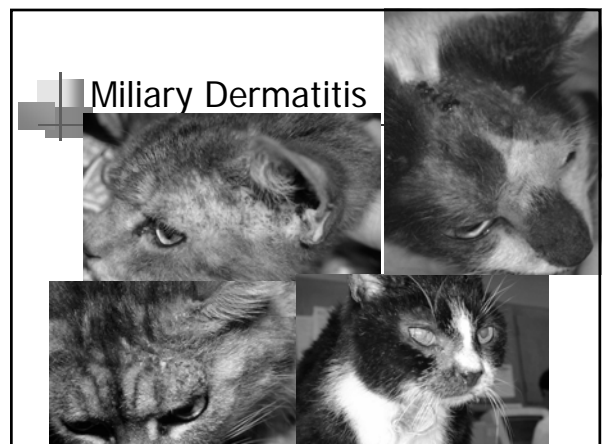
- What's the problem?
- Cats are not small dogs...
- Differentials for feline pruritus.
- A dermatologists approach...
 - Cookbook
 - Methodical

Evaluating Feline Pruritus

- Distinct Clinical Syndromes?
 - Miliary Dermatitis
 - Allergic Alopecia - Pruritus
 - Eosinophilic Granuloma Complex
 - "Head and Neck Pruritus"
- All have similar etiologies
 - Similar diagnostic strategy
 - Similar therapeutics

Evaluating Feline Pruritus

Fleas	Food allergy
Fleas	Atopy
Fleas	Contact Dermatitis
Mites	Pyoderma
Demodex gato	Malassezia
Otodectes	Dermatophytosis
Cheyletiella	Drug Reaction
Notoedres	Paraneoplastic
Insect Hypersensitivity	Pemphigus
Mosquitoes	Mycosis Fungoides
Moth, Cockroach	Psychogenic
Flies	Herpes Virus
	FeLV/FIV
	Papilloma virus



Managing Feline Pruritus

- Cats only eat what THEY want.
- Cats are in touch with the inner barbarian.
- Cats don't like pills.
- Cats don't like elixirs.
- Cats don't like water.
- Cat's remember!


Evaluating Feline Pruritus



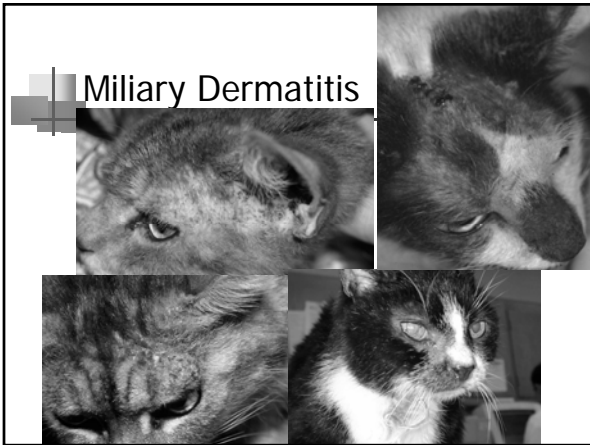
Miliary dermatitis

Allergic Alopecia

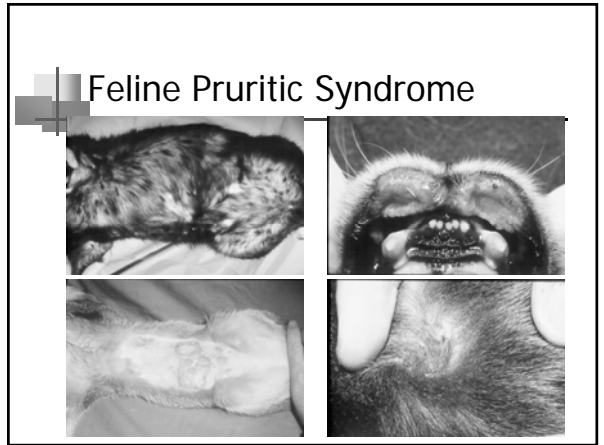
Eosinophilic Granuloma



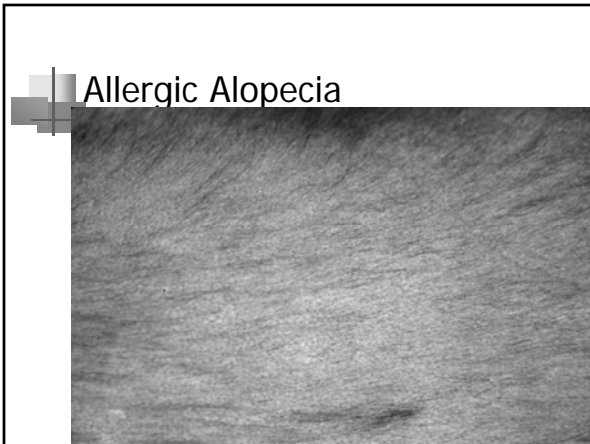
Miliary Dermatitis



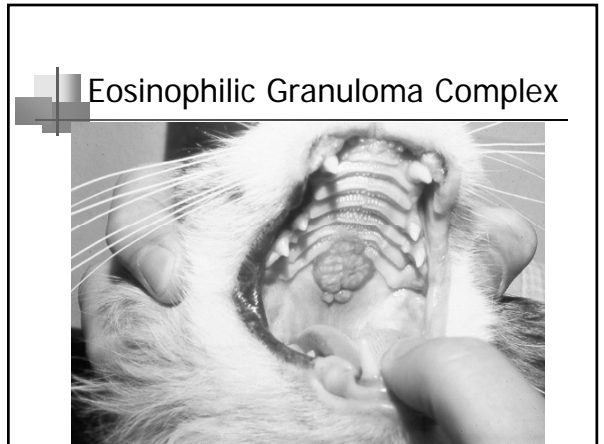
Feline Pruritic Syndrome



Allergic Alopecia



Eosinophilic Granuloma Complex



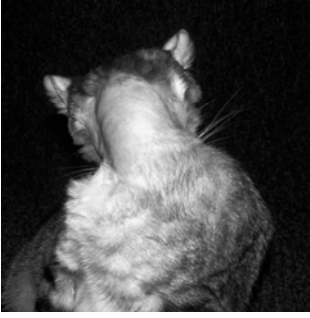
Eosinophilic Dermatoses 




Eosinophilic Dermatoses 



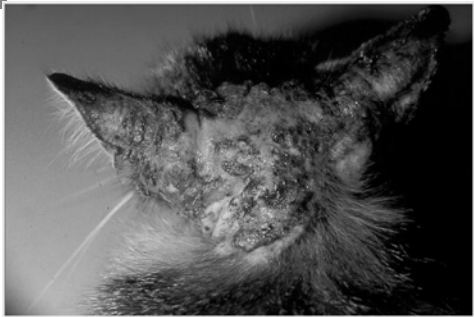
Feline Idiopathic Ulcerative Dermatitis



Plasma Cell Pododermatitis



Feline Idiopathic Ulcerative Dermatitis



Evaluating Feline Pruritus

Fleas	Food allergy
Fleas	Atopy
Fleas	Contact Dermatitis
Fleas	Pyoderma
Mites	Malassezia
Demodex gatoi	Dermatophytosis
Otodectes	Drug Reaction
Cheyletiella	Paraneoplastic
Notoedres	Pemphigus
Insect Hypersensitivity	Mycosis Fungoides
Mosquitoes	Psychogenic
Moth, Cockroach	Herpes Virus
Flies	FeLV/FIV
	Papilloma virus


Dogs follow the rules



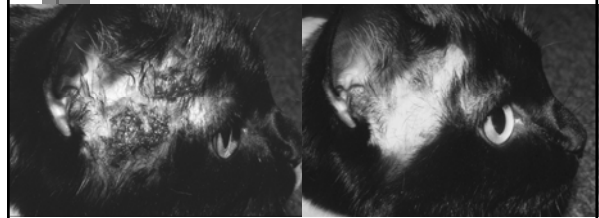
What to do?

Step 1

Dr. Depo approach



Evaluating Feline Pruritus




5 days post Depomedrol

When Steroids Go Bad - Cats

- Diabetes
- Corticoid-associated Congestive Heart Failure in 29 Cats. Smith SA, et al.
 - 271 cats with CHF
 - 29 with steroid administration in previous 90 days (11%)
- VIN search
 - apx >30 cats with CHF after steroid administration

What to do?

Steps?




Cat Dermatitis: Easy or NOT

1. Eliminate fleas
Capstar god for 30 days
2. Ring worm
3. Eliminate mites
Revolution
Lime sulfur
4. Food trial
5. Cyclosporine

Hnilica itchnot.com

Managing Feline Pruritus


- Go with the odds
 - Fleas
 - Fleas
 - Fleas
 - Demodex
 - Demodex
 - Insects/Mites
 - Food



What to do?


Step 1

Eosinophilic Dermatoses



Evaluating Feline Pruritus

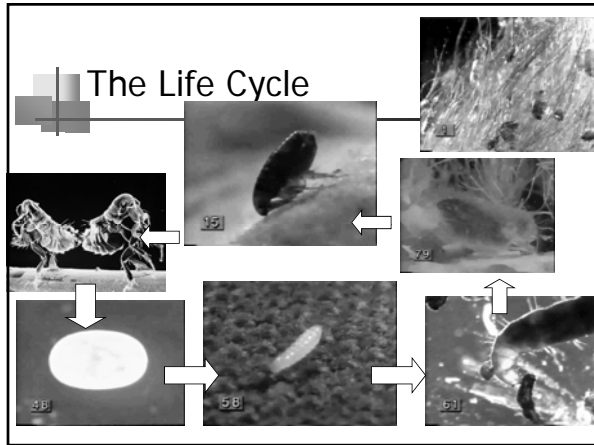
Ciba AH
Novartis




<http://www.cymedica.com>



#18
Which flea product is best?



What are MY dogs on??

Capstar

Revolution

Heilica itchnot.com

What to do??

Step 2

Identify what can be killed.

Evaluating Feline Pruritus

- DTM Fungal Culture
 - Pruritus is variable
 - Dramatically different therapeutic plan
 - Liability for Zoonotic disease

Bactilabs 1-800-227-7300

What to do???

Step 3

Evil Evil Creatures

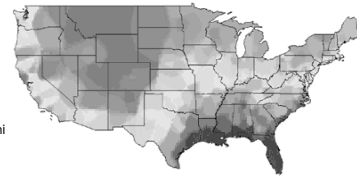
Flea & Tick Infestation

Hartz Mountain

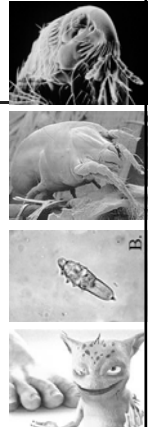
AVEHO

www.radil.missouri.edu

Novartis

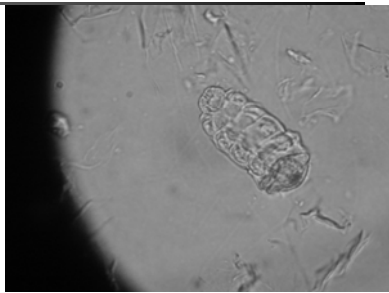


Sperling's BestPlaces (www.bestplaces.net)
Copyright 2002 Fast Forward, Inc. All rights reserved



Evaluating Feline Pruritus

- Skin Scrapes
- Tape prep
- Flea comb
- Vacuum



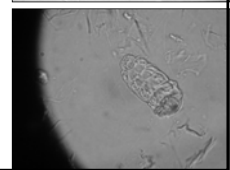
Feline Demodex

Demodex cati

- Immunosuppression
- FeLV or FIV or steroids
- "Traditional Demodicosis"

Demodex gatoi

- Contagious
- Pruritic
- Superficial dweller



Demodex Gatoi

- Feline Demodex gatoi
 - Clusters >> "Hot spots"
 - Multiple cats in a home
 - **Can be difficult to find on scrapes**
 - Easily treated
 - Lime sulfur dips
 - Weekly for 6-10 weeks
 - All cats in home



Demodex Gatoi

- Lym Dyp trial
 - Treat with 3 weekly dips



Demodex Gatoi

- Mites
 - Lime sulfur dip
 - Weekly for 6-10 weeks



Evaluating Feline Pruritus



The Fecalalyzer^R

Evaluating Feline Pruritus

- Feline Demodex gatoi
 - Clusters >> "Hot spots"
 - Multiple cats in a home
 - **Can be difficult to find on scrapes**
 - Easily treated
 - Lime sulfur dips
 - Dip Trial – weekly for 3 weeks
 - Weekly for 6-10 weeks
 - All cats in home



What to do????

Step 4



Evaluating Feline Pruritus

- Feline allergic Dermatitis
 - 70% flea allergic
 - 17% food allergic
 - Variable response to steroids
 - 13% atopic
 - Good response to steroids

Chalmer s, Medleau L. Recognizing the signs of feline allergic dermatoses. Vet Med 1989.

Evaluating Feline Pruritus

- Feline Food Allergy
 - Year round pruritus
 - Any of the 3 patterns
 - Variable response to steroids
 - 10-30% with concurrent GI symptoms
 - Common offending proteins
 - Dairy, fish, beef, pork, chicken, rabbit, horse, lamb, eggs, clams, "commercial diets"

Managing Feline Pruritus

- **Diagnosing food allergy**
 - 10 week food trial
 - Home cooked
 - Cooked meat
 - Potato/rice
 - Canned food
 - Innovative Veterinary Diets (IVD)
 - Green pea & duck/rabbit
 - Hills ZD???



No hunting!



Managing Feline Pruritus



- **Food**
 - Canned
 - Blend it
 - Rabbit/duck
 - Potato
 - Real meat
- Cats can commit foodicide.



What to do?????

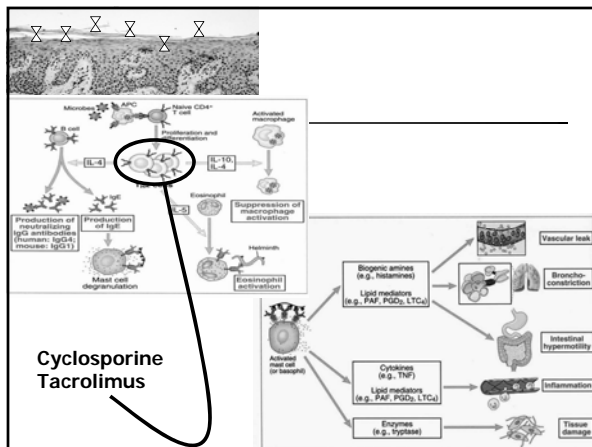
Step 5

Cat Dermatitis: Easy or NOT



1. Eliminate fleas
Capstar qod for 30 days
2. Ring worm
3. Eliminate mites
Revolution
Lime sulfur
4. Food trial
5. Cyclosporine

Heilica itchnet.com



Idiopathic Pruritus - Cyclosporine



Eosinophilic Granuloma



Stomatitis



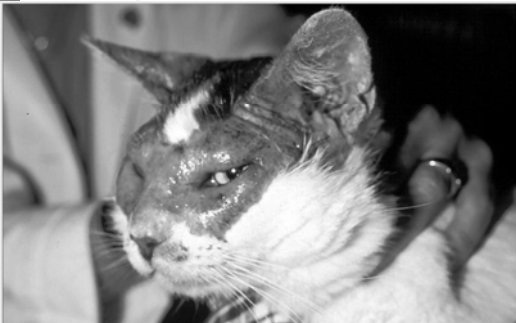
D. Mawby



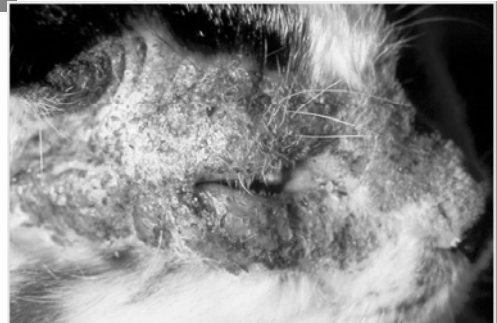
What to do?????

Step 6

Eosinophilic Dermatoses 



Eosinophilic Dermatoses 



Evaluating Feline Pruritus

- Biopsies
 - At least 3 samples
 - Sent to a dermatopathologist
 - www.UTSkinVet.org

Allergic
Eosinophils
Mast cells

Autoimmune
Acantholysis

Neoplasia

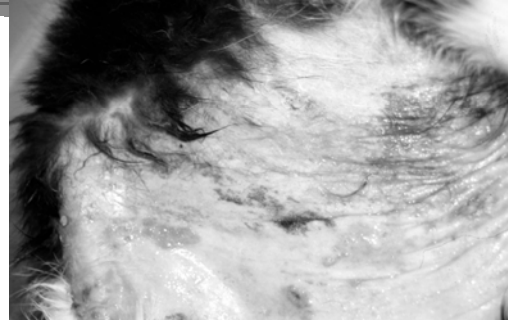
"Mr. Boo"

- 11 year old, MC, domestic short hair
- Hypertension w/ II/VI systolic murmur
 - Amlodipine
 - Atenolol
- 2 weeks duration
 - Alopecia
 - Intense pruritus

"Mr. Boo"



"Mr. Boo"



"Mr. Boo"



"Mr. Boo"




"Mr. Boo"

- Ultrasound revealed multiple nodules in the liver and spleen.
- Cytology of aspirates: carcinoma
- Owner elected euthanasia.

"Mr. Boo"



- Learning issue
 - Time reveals all.



If the world didn't suck
we would all fall off.

jb

PetsLivingLonger.com

Pet Wellness CENTER

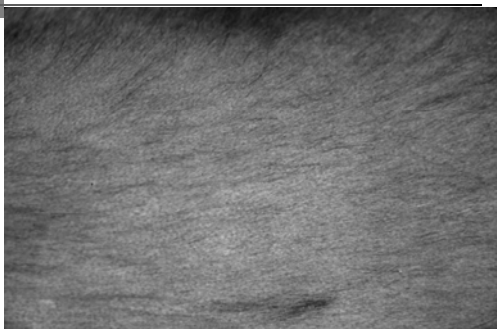
Keith A Hnilica DVM, MS, MBA
Diplomate ACVD

Bigdog@itchnot.com
(865) 405-4203

"Daisy"

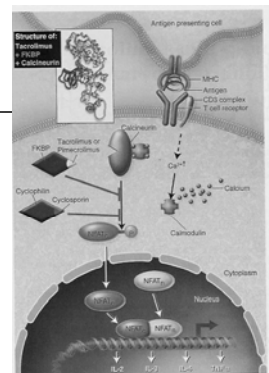
- 3 year old, FS, domestic short hair
- 2 year history of progressive alopecia
 - Licks all the time
 - Poor response to DepoMedrol

"Daisy"



"Daisy"

- Cyclosporine
 - 25mg/day on empty stomach
 - 6-8 weeks then taper



Macrolactam immunomodulators for topical treatment of inflammatory skin diseases. Bornhove E et al. JAAD 2001.



"Daisy"



- Learning issue
 - Never give up.

